


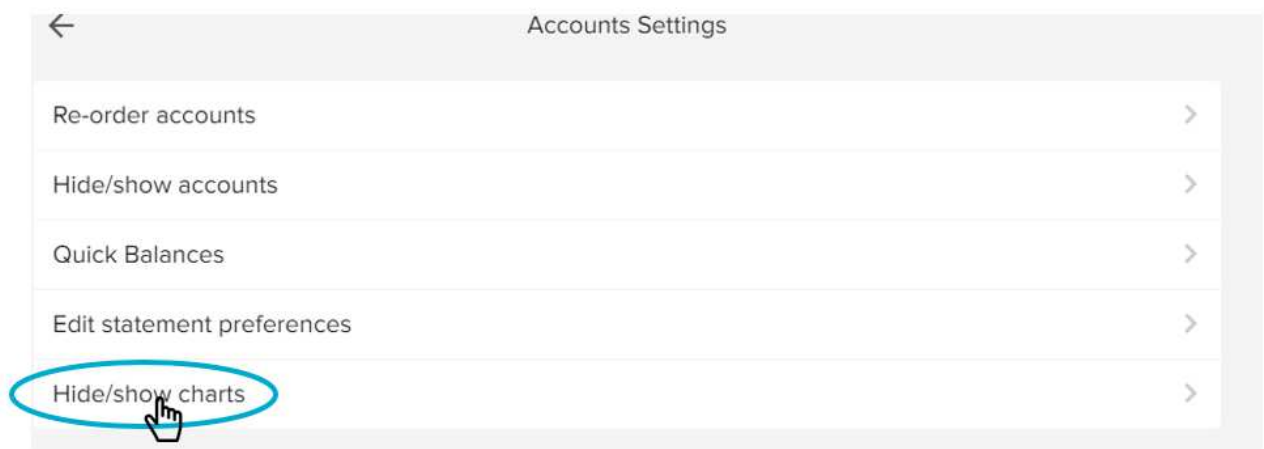
Hiding charts within Internet Banking

The charts within Internet Banking can be turned off, so they no longer appear on your home screen. This is simple to do, simply follow the steps below.

1. Simply choose the settings cog in the top right corner of the screen

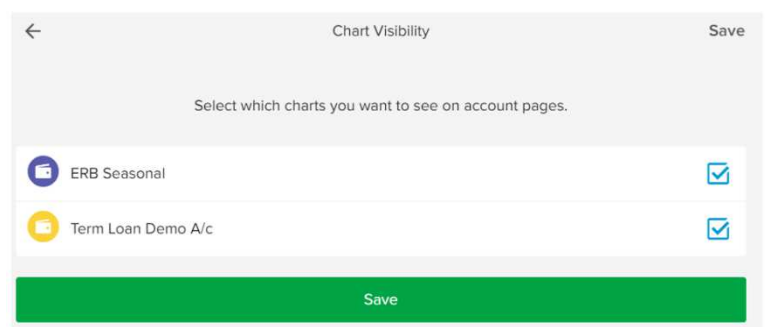


2. Choose 'Hide/show' charts.



3. Untick the accounts whose charts you want hidden.

4. Choose 'Save'.



Need more information?

For more information about Internet Banking, please contact your Rural Bank representative or call 1300 660 115 .